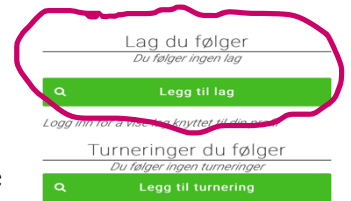
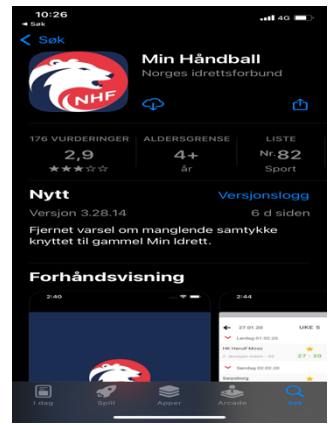


## Min Håndball guide

Firstly, start with downloading the app from either App Store or Google Play. Search for “Min Håndball” (free download). The app will be helpful to keep up with when and where matches are being played, but also to check out how your fellow competitors perform. Here is a picture of the app:



When you have downloaded the app, open it and this page will be your starting point. From there, click the green “Legg til lag”.



In order to add teams to your homescreen do the following:

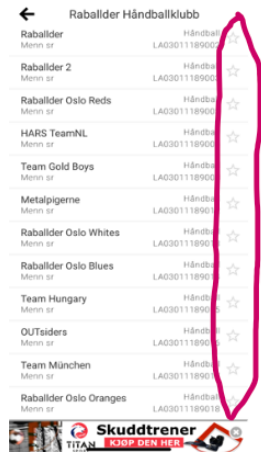
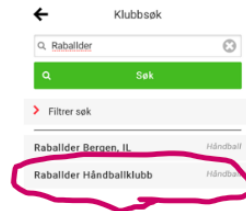
Go to homescreen



Then type Raballder and press “Søk”.



Then press Raballder: And star your team:

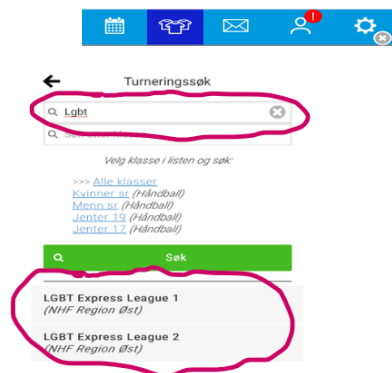


Your home screen will then be showing your team as your favorite (starred). These will show in your calendar in the apps bottom left corner.

If you would like your calendar to show the other matches as well you do as follow:

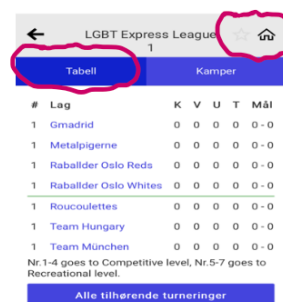


Then type "LGBT" in the search bar and click "Søk". Both groups will then appear. By doing this you will have access to check out both groups in the tournament.



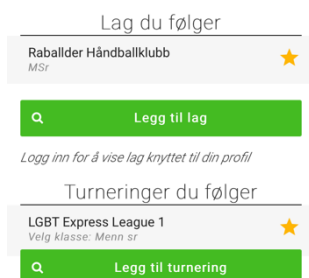
If you click one of the groups, then click "Tabell":  
The table easily explained is listed with:

- K = Matches
- V = Wins
- U = Tie
- L = Loss
- Mål = Goals
- P = Points



(Also, click the star in the right corner next to the house icon)

By clicking a/your team, this menu will appear. "Dagens kamper" means today's matches. "Kommende kamper" means upcoming matches, which will be the easiest to follow. "Spilte kamper" means played matches, where all the played matches will be listed.



This will then be your main screen when opening the app. It will say your club name under "Lag du følger". You will have easy access to both your team and the tournament: